



District Report Card: 2017


State: Telangana	District: Jogulamba
Class: 5	Subject: Language
Schools: 61	Students: 1143


Participation/Coverage


Students

GENDER 	Boys		Girls	
	Number	%	Number	%
	550	48.12	593	51.88

AREA 	Rural		Urban	
	Number	%	Number	%
	1011	88.45	132	11.55

CATEGORY 	SC		ST		OBC		GEN	
	Number	%	Number	%	Number	%	Number	%
	317	27.73	36	3.15	766	67.02	24	2.10

CWSN 	LD	VI	HI	S&LD	ID	Oth
	1	2	0	7	6	16

Management 	Government		Government-aided	
	Number	%	Number	%
	1113	97.38	30	2.62

Average Performance of Students in Language (%)

Overall	Gender		Area		Management		Social Group			
	Male	Female	Rural	Urban	Govt.	Aided	SC	ST	OBC	GEN
53.16	53.31	53.03	54.17	45.45	53.50	40.89	57.41	49.26	51.51	55.56

Performance on Learning Outcomes (LOs)

Learning Outcomes	Description	Average Performance(%)
L504	Reads and comprehends independently storybooks, news items/ headlines, advertisements etc.	51.29
L508	Reads text with comprehension, locates details and sequence of events	54.10

Range of Performance of Students who Answered Correctly							
Below 30%		30% - 50%		50% - 75%		Above 75%	
Number	%	Number	%	Number	%	Number	%
196	17.15	341	29.83	406	35.52	200	17.50

Lowest Performing Learning Outcomes (LOs)

- 1 - Reads and comprehends independently storybooks, news items/ headlines, advertisements etc. (51.29)
- 2 - Reads text with comprehension, locates details and sequence of events (54.10)